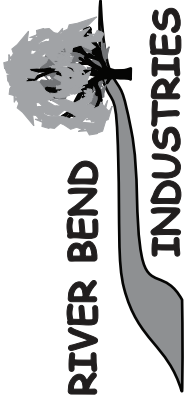


ISO 136

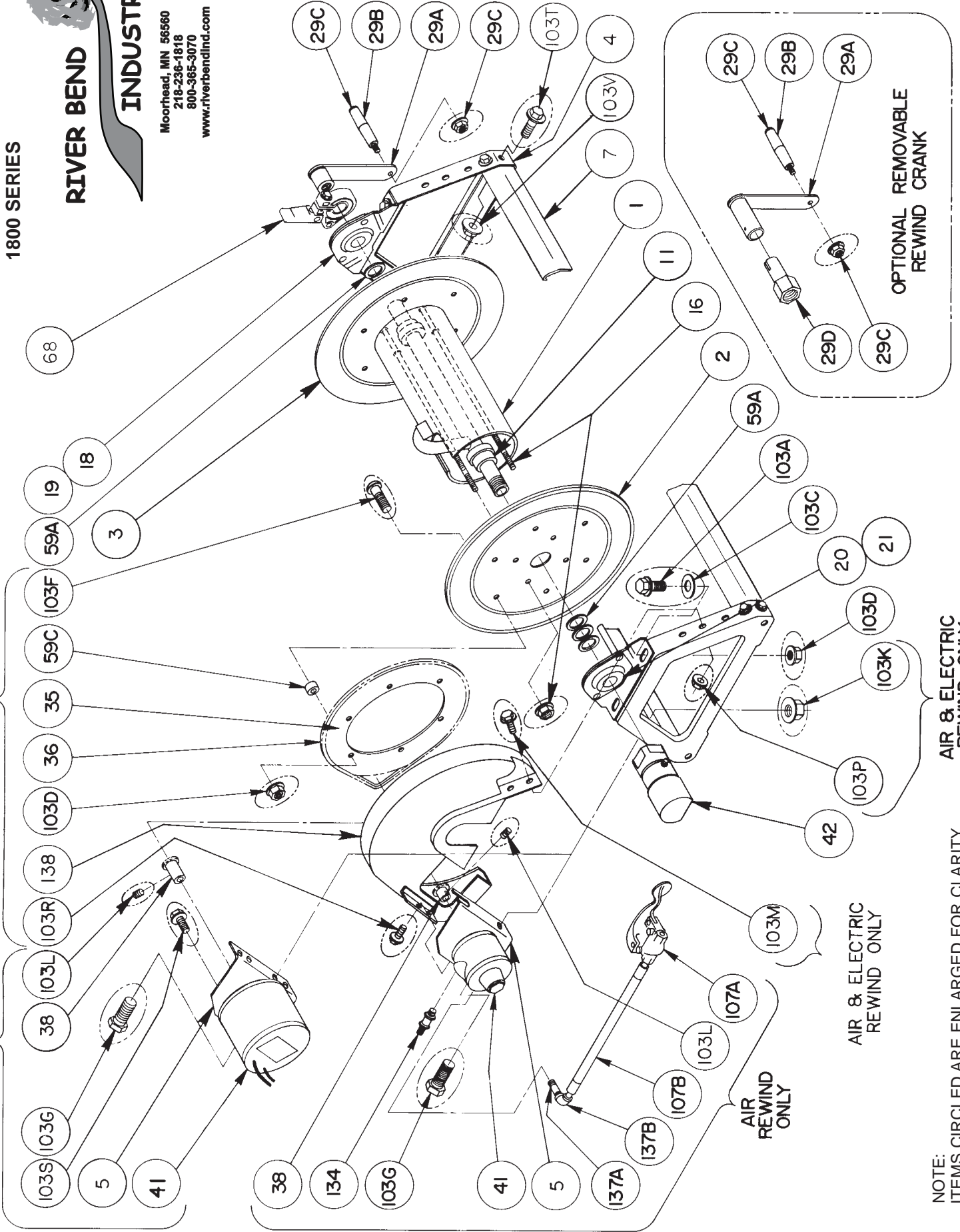
1800 SERIES



Moorhead, MN 56560
218-236-1818
800-365-3070
www.riverbendind.com

AIR & ELECTRIC
REWIND ONLY

ELECTRIC REWIND
ONLY



NOTE:
ITEMS CIRCLED ARE ENLARGED FOR CLARITY

AIR & ELECTRIC
REWIND ONLY

AIR & ELECTRIC
REWIND ONLY

AIR
REWIND
ONLY



Hannay Reels®

The reel leader.

Hannay Reels, Inc., 553 State Route 143
Westerlo, NY 12193-0159
Telephone 518-797-3791 • Toll Free 1-877-GO-REELS (467-3357)
FAX 1-800-REELING (733-5464)
INT'L FAX (518) 797-3259
Website: www.hannay.com
E-mail: reels@hannay.com

ISO 136
PARTS LIST
1800 SERIES

RIVER BEND



INDUSTRIES

Moorhead, MN 56560
218-236-1818
800-365-3070
www.riverbendind.com

When ordering parts

**BE SURE TO SPECIFY COMPLETE MODEL NUMBER and SERIAL NUMBER OF REEL.
USE PART NUMBER!**

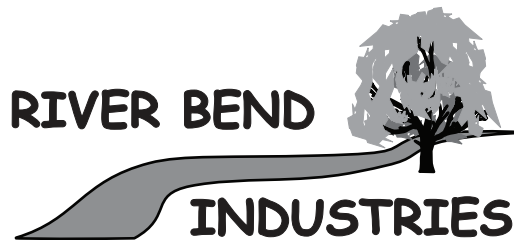
Drawing No.	Description	PART NUMBER	Quantity
1	Drum, 6" Alum. Tubing (Specify Model)	9905.7112	1
2	16-1/2" Dia. E-Coated Disc (Front)	9903.0516	1
3	16-1/2" Dia. E-Coated Disc (Back)	9903.0516	1
4	Pressed Frame	9906.0011	2
7	Footstock (Specify Model)	9907.6000	2
11	1" Welded Pipe Hub Assy	9901.2000	1
16	3/8" Carriage Bolt w/Nut	Specify Model	4
18	1" S.A. Brg. Complete (Back)	9902.1400	1
19	922 1" Brg. Insert (Back)	9902.1500	1
20	1" S.A. Brg. Complete (Front)	9902.1400	1
21	922 1" Brg. Insert (Front)	9902.1500	1
29A	Hand Crank	9914.0041	1
29B	Hand Crank Handle	9914.0505	1
29C	Hand Crank Handle Bolt w/Nut	9914.0511	1
42	1" 90 Degree FxF Super Swivel	9929.8551	1
59A	1" Hub Spacer Washer	9954.0021	4
68	1" Cam Lever Drag Brake Kit - Including Mounting Hardware	9947.0140	1
103A	3/8"-16 x 3/4v Spinlock Bolt	9904.2201	3
103C	3/8" Flat Washer	9954.0007	4
103D	3/8"-16 Spinlock Nut	9904.6200	4
103T	5/16"-18 x 5/8" Lg Hex Flanged Bolt	9904.1159	8
103V	5/16"-18 Top Lock Flanged Nut	9904.5602	8
OPTIONAL REMOVABLE REWIND CRANK			
29	Removable Hand Crank Kit Complete (29A-29D)	9914.0051	1
29A	Hand Crank Removable	9914.0012	1
29B	Hand Crank Handle	9914.0505	1
29C	Hand Crank Handle Bolt w/Nut	9914.0511	1
29D	1" Hand Crank Adapter	9914.0054	1
ELECTRIC			
5	Motor Mounting Plate Electric Motor	9923.0006	1
29D	1" Pipe Cap	9965.0014	1
35	112T35 Disc Sprocket 13-3/8 Dia	9910.1321	1
36	#35 Chain	9912.0001	1
38	11T35 Spkt. 1-3/4" LG	9910.1119	1
41	Electric Motor	Specify Model	1
59C	GH-239 Sprocket Spacer	9954.0015	6
103D	3/8"-16 Spinlock Nut	9904.6200	6
103F	3/8"-16 x 1 Button HD Cap Screw	9904.9202	6
103G	1/2"-13 x 1 Hex HD Cap Screw	9904.1402	2
103K	1/2"-13 Spinlock Nut	9954.0036	2
103L	1/4"-20 Allen Set SCR w/Nylock Insert	9958.0002	2
103M	1/4"-20 x 3/4" Spinlock Bolt	9904.1071	2
103P	1/4"-20 Spinlock Nut	9904.6000	2
103R	1/4"-20 x 1/2" Self Tapping Screw	9904.1070	2
103S	5/16"-18 X 5/8" Spinlock Bolt	9904.2159	4
138	Full Chain Guard	Specify Model	1

PARTS LIST
ISO 136
SERIES 1800 REELS

When ordering parts

BE SURE TO SPECIFY COMPLETE MODEL NUMBER and SERIAL NUMBER OF REEL.
USE PART NUMBER!

<u>Drawing No.</u>	<u>Description</u>	<u>PART NUMBER</u>	<u>Quantity</u>
AIR			
5	Motor Mounting Plate #4 Air Motor	9923.0009	1
29D	1" Pipe Cap	9965.0014	1
35	112T35 Disc Sprocket 13-3/8 Dia	9910.1321	1
36	#35 Chain	9912.0001	1
38	9T35 Spkt. 1-3/4" LG	9910.1015	1
41	4AM Gast Air Motor	9918.1122	1
59C	GH-239 Sprocket Spacer	9954.0015	6
103D	3/8"-16 Spinlock Nut	9904.6200	6
103F	3/8"-16 x 1" Button HD Cap Screw	9904.9202	6
103G	1/2"-13 x 1" Hex HD Cap Screw	9904.1402	2
103K	1/2"-13 Hex Nut	9954.0036	2
103L	1/4"-20 Allen Set SCR w/Nylock Insert	9958.0002	2
103M	1/4"-20 x 3/4" Spinlock Bolt	9904.1071	2
103P	1/4"-20 Spinlock Nut	9904.6000	2
103R	1/4"-20 x 1/2" Self Tapping Screw	9904.1070	2
103S	5/16"-18 X 5/8" Spinlock Bolt	9904.2159	4
107A	#3420 Schrader Valve For #4 Air Mtr	9919.0004	1
107B	18" 1/4x1/4 Air Hose	9919.0007	1
134	Speed Control Muffler	9919.0006	1
137A	1/4" x 1-1/2 Pipe Nipple	9950.0012	1
137B	1/4" 90 Degree Pipe Elbow	9950.0013	1
138	Full Chain Guard	Specify Model	1



Moorhead, MN 56560
218-236-1818
800-365-3070
www.riverbendind.com