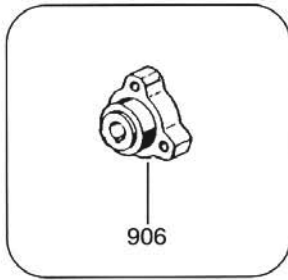


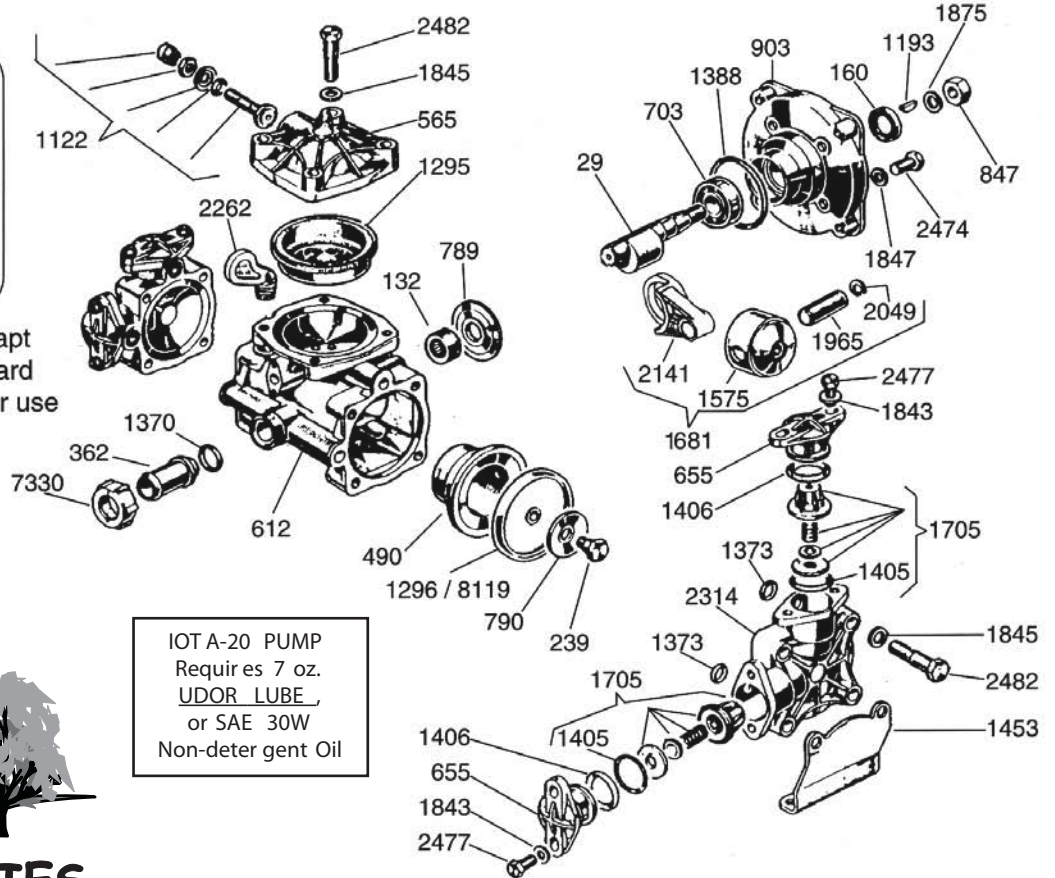


IOTA-20


Exploded View Diagram and Parts List



Ref #906 is needed to adapt the crank shaft to a standard 3-bolt mounting pattern for use with all shaft kits.



IOT A-20 PUMP
Requires 7 oz.
UDOR LUBE,
or SAE 30W
Non-deter gent Oil



Moorhead, MN 56560
218-236-1818
800-365-3070
www.riverbendind.com

REF#	PA RT #	DESCRIPTION	QTY	REF#	PA RT #	DESCRIPTION	QTY
29	0002.E2	Crankshaft	1	1388	1101.36	O-Ring	1
132	0006.01	Bearing	1	1405	1101.10	O-Ring	4
160	0007.11	Seal	1	1406	1101.17	O-Ring	4
239	0102.02	Diaphragm Bolt	2	1453	1202.17	Mounting Rail	2
362	0202.A1	Suction Barb	1	1575	1205.13	Piston	2
490	0206.16	Piston Sleeve	2	1681	6000.86	Piston & Rod Assembly	2
565	0208.31	Accumulator Head	1	1705	6006.04	Valve Assembly	4
612	0209.90	Pump Body	1	1843	1403.07	Washer	8
655	0211.04	Valve Retainer	4	1845	1403.10	Washer	8
703	0214.08	Ball Bearing	1	1847	1403.12	Washer	4
789	0301.08	Washer	1	1875	1404.01	Washer	1
790	0301.09	Retainer Washer	2	1965	1502.04	Connecting Rod Pin	2
847	0303.10	Hex Nut	1	2049	1506.11	Snap Ring	2
903	0501.47	Flange	1	2141	0103.56	Connecting Rod	2
906	0501.05	Crankshaft Adapter	1	2262	1603.24	Plug	1
1122	0608.16	Air Valve Assembly	1	2314	1604.B8	Head	2
1193	0801.03	Key	1	2474	1804.57	Bolt	4
*1295	0903.08	Accumulator Diaphragm	1	2477	1804.67	Bolt	8
1296	0903.09	Piston Diaphragm (BUNA-N) optional	2	2482	1804.09	Bolt	12
1370	1101.A2	O-Ring	1	7330	0604.29	Barb Nut	1
*1373	1101.52	O-Ring	4	*8119	0903.41	Piston Diaphragm (DESMOP AN)	2

* Parts Included in Diaphragm Repair Kit - #8700.01. (Also available in BUNA-N - #8700.08.)